





SUBLIM

data sheet

Design	SUBLIM	
Composition	89%PES 1%CO	
Width	140	
Linear Weight	654 gr/lm ± 5%	
Abrasion Resistance	End Point (A) / Fully worn off (B) EN ISO 12947-2	60.000 (B)
	Change aspect 3000c EN ISO 12947/2 / EN 14465 / EN ISO 105-A02	4
Pilling resistance (2000 and 5000 cycles) EN ISO 12945/2	5	
Lightfastness EN ISO 105-B02	5-6	
Cleaning	   	

efficiency

