





# PLEXUS

data sheet

Design	PLEXUS	
Composition	76%PP 24%PES	
Width	140	
Linear Weight	840 gr/lm $\pm$ 5%	
Abrasion Resistance	End Point (A) / Fully worn off (B) EN ISO 12947-2	100.000 (A)
	Change aspect 3000c EN ISO 12947/2 / EN 14465 / EN ISO 105-A02	4-5
Pilling resistance (2000 and 5000 cycles) EN ISO 12945/2	5	
Lightfastness EN ISO 105-B02	>6	
Cleaning	   	

## efficiency

