

A close-up photograph showing a person's hands resting on a light-colored, textured fabric surface. The person is wearing a red, ribbed sweater. The lighting is soft, creating gentle shadows. The text "Care & cleaning" is centered in the middle of the image in a white, serif font.

Care & cleaning

crevin

A Crevin fabric is a valuable product that is designed to be enjoyed over a long period of time. To keep furniture in optimal conditions, the upholstery should be used and maintained properly. In order to assure the best cleaning results, carefully follow the care instructions in this guide.

Regular cleaning

Regular vacuuming is indispensable for the maintenance of all kinds of upholstery fabrics. Vacuum cleaning prevents dust and dirt build-up to occur, and is the most effective way of maintaining the original appearance of your upholstered furniture. For an effective cleaning use the smooth suction nozzle of your vacuum cleaner and vacuum at medium power.

Machine-washing

Crevin fabrics from the **PERFORMANCE+** family, as well as natural-synthetic fibre blends and outdoor fabrics, can be machine-washed. Before machine-washing follow the instructions in each corresponding section of this cleaning guide, and carefully check the recommend wash temperature for each fabric on the product sheet that can be downloaded from the Crevin website. Covers should be washed inside out and dried flat at environmental temperature. Use minimum centrifugation (800 rpm) and do not tumble dry. Check the product information on shrinkage; a shrinkage percentage of up to 3% in both warp and weft directions is allowed, so be aware that minor shrinkage may occur. In order to minimize shrinkage, with the cover still in its moist state, stretch in both horizontal and vertical directions.

Stain removal

PERFORMANCE+ fabrics, natural surface fabrics and outdoor fabrics are all treated for easy stain removal. Please consult each section for a detailed description of how to remove stains. As a general rule, when stains occur, act as quickly as possible. Treat liquid and oily stains first with absorbent paper. Most stains can be treated with soapy lukewarm water, preferably using a PH neutral detergent or handwash. Please note that we can never guarantee complete stain removal, and that some tough stains might be hard to remove. In case of doubts contact us for additional advice regarding your stain.

Dry Cleaning

Most Crevin fabrics can be dry cleaned. Please consult the product sheet of each fabric on this website. When contacting a professional cleaner, mention the fabric's name and refer to the product sheet on the Crevin website. In case of doubts, contact Crevin.

Liability

Crevin is not be held accountable for lack of regular maintenance nor improper cleaning, machine- or dry-washing, or any application of substances or elements such as anti-stain finishes, sprays, solvents or stain removers. As we are unable to establish whether our guidelines have been carried out correctly, the proper cleaning of the upholstered furniture is entirely the responsibility of the end user and is no ground for claims.

PERFORMANCE+

Designed for high-traffic areas with an elevated risk of soiling and staining, PERFORMANCE+ fabrics are very easy to maintain and practically all kinds of common stains can be easily removed. For easy day-to-day maintenance of your PERFORMANCE+ fabric follow the instructions below.

Stain Removal

1. Treat stains as soon as they occur.
2. Remove any excess of soiling material using absorbent paper in the case of spills and oily stains, and a knife or spatula in the case of crusted or dried-on stains.
3. Wipe the stain with a clean cloth using a solution of lukewarm water mixed with a few drops of neutral detergent or handwash.
4. With persistent stains moisten or spray the upholstery fabric directly with soapy water and then rub. Repeat the treatment if necessary.
5. When the stain has disappeared rinse with clear water to remove all soap residue, and rub dry with a clean towel.
6. Let air-dry at room temperature. Do not use hair dryers.

Note: in case water rings or water stains remain after the cleaning, clean the entire surface area of the sofa cover, from seam to seam.

Machine-washing

1. Wash the sofa covers inside out and with the zipper closed.
2. When the sofa cover uses Velcro instead of a zipper, attach a protective cloth or strip over the Velcro, this to avoid damage to the fabric.
3. Use neutral detergents and do not use softener.
4. Wash at the recommend temperature (in case of doubt, wash at 30° C), using a washing program with delicate cycle.
5. Use minimum centrifugation (800 rpm).
6. Do not wash with other textiles and do not load the washing machine excessively.

Drying

1. With the cover still moist stretch in both directions.
2. Dry flat at environmental temperature.
3. Avoid direct exposure to sunlight.
4. Always assure that the cover is completely dry before usage.



To evaluate the environmental impact of Crevin fabrics as part of their Life Cycle Assessment (LCA), the following care and maintenance practices are considered:

- Machine wash sofa covers once a year at the recommended temperature.
- Regular monthly vacuuming.
- A product lifespan of 15 years.

Fabrics with synthetic fibers

The fabrics with synthetic fibers are easy to maintain and practically all kinds of common stains can be removed. For easy day-to-day maintenance of your fabric follow the instructions below.

Stain Removal

1. Treat stains as soon as they occur.
2. Remove any excess of soiling material using absorbent paper in the case of spills and oily stains, and a knife or spatula in the case of crusted or dried-on stains.
3. Wipe the stain with a clean cloth using a solution of lukewarm water mixed with a few drops of neutral detergent or handwash.
4. With persistent stains moisten or spray the upholstery fabric directly with soapy water and then rub. Repeat the treatment if necessary.
5. When the stain has disappeared rinse with clear water to remove all soap residue, and rub dry with a clean towel.
6. Let air-dry at room temperature. Do not use hair dryers.

Note: in case water rings or water stains remain after the cleaning, clean the entire surface area of the sofa cover, from seam to seam.

Machine-washing

1. Wash the sofa covers inside out and with the zipper closed.
2. When the sofa cover uses Velcro instead of a zipper, attach a protective cloth or strip over the Velcro, this to avoid damage to the fabric.
3. Use neutral detergents and do not use softener.
4. Wash at the recommend temperature (in case of doubt, wash at 30° C), using a washing program with delicate cycle.
5. Use minimum centrifugation (800 rpm).
6. Do not wash with other textiles and do not load the washing machine excessively.

Drying

1. With the cover still moist stretch in both directions.
2. Dry flat at environmental temperature.
3. Avoid direct exposure to sunlight.
4. Always assure that the cover is completely dry before usage.



To evaluate the environmental impact of Crevin fabrics as part of their Life Cycle Assessment (LCA), the following care and maintenance practices are considered:

- Machine wash sofa covers once a year at the recommended temperature.
- Regular monthly vacuuming.
- A product lifespan of 15 years.

Fabric blends from natural and synthetic fibre

Blended fabrics are those that are made from both natural and synthetic fibre. These blends are machine-washable and treated for soil and stain resistance. The stain resistance of natural-synthetic fibre blends prevents liquids and spills from penetrating the fabric's surface. Note that after machine-washing and prolonged use, the effectiveness of this treatment might be reduced.

Stain Removal

1. Treat stains as soon as they occur.
2. Blot spills, liquids or oily stains using absorbent paper.
3. Wipe stains gently with a clean cloth using a solution of lukewarm water with a few drops of neutral detergent. Do not rub.
4. Always treat the stain working from the outside inwards, to avoid the stain from extending itself.
5. When the stain has disappeared let dry at room temperature.
6. Do not use the sofa until the upholstery is completely dry.

Machine-washing

1. Wash the sofa covers inside out and with the zipper closed.
2. When the sofa cover uses Velcro instead of a zipper, attach a protective cloth or strip over the Velcro to avoid damage to the fabric.
3. Use neutral detergents and do not use softener.
4. Wash at the recommend temperature for each fabric (in case of doubt, wash at 30° C), using a washing program with delicate cycle.
5. Use minimum centrifugation (800 rpm).
6. Do not wash with other textiles and do not load the washing machine excessively.

Drying

1. With the cover still moist stretch in both directions.
2. Dry flat at environmental temperature.
3. Avoid direct exposure to sunlight.
4. Always assure that the cover is completely dry before usage.



To evaluate the environmental impact of Crevin fabrics as part of their Life Cycle Assessment (LCA), the following care and maintenance practices are considered:

- Machine wash sofa covers once a year at the recommended temperature.
- Regular monthly vacuuming.
- A product lifespan of 15 years.

Fabrics with natural fibers

Crevin's natural surface fabrics have an upper side that consists of 100% natural fibre content, like cotton, viscose, linen or wool. Because of their high percentage of natural content, this group of fabrics is sensitive to shrinkage and for this reason cannot be machine-washed. Instead, they are treated for soil and stain resistance. This treatment resists soils and stains and prevents liquids and spills liquids and spills from penetrating the fabric's surface. Note that due to normal tear and wear and after prolonged use, the effectiveness of this treatment may be reduced.

Stain Removal

1. Treat stains as soon as they occur.
2. Blot spills, liquids or oily stains using absorbent paper.
3. Wipe stains gently with a clean cloth using a solution of lukewarm water with a few drops of neutral detergent or handwash. Do not rub.
4. Always treat the stain working from the outside inwards, to avoid the stain from extending itself.
5. When the stain has disappeared let dry at room temperature.
6. Do not use the sofa until the upholstery is completely dry.

Dry Cleaning

Natural surface fabrics can be dry-cleaned. Please consult the product sheet of each fabric on this website. When contacting a professional cleaner, show the product sheet or refer to the sheet on the Crevin website. In case of doubts, contact Crevin.



Fabrics with wool fibers

Crevin's wool fabrics are double-woven and blended with synthetic fibre. For this reason, they are machine-washable. Our wool fabrics are inherently flame-retardant and washing does not reduce their FR properties. Wool is naturally easy to clean, however, a complete stain removal cannot be guaranteed.

Stain Removal

1. Treat stains as soon as they occur.
2. Blot spills, liquids or oily stains using absorbent paper.
3. Wipe stains gently with a clean cloth using a solution of lukewarm water mixed with a few drops of neutral detergent. Do not rub.
4. Always treat the stain working from the outside inwards, to avoid the stain from extending itself.
5. After the cleaning let dry at room temperature.
6. Do not use the sofa until the upholstery is completely dry.

Machine-washing

1. Wash the sofa covers inside out and with the zipper closed.
2. When the sofa cover uses Velcro instead of a zipper, attach a protective cloth or strip over the Velcro to avoid damage to the fabric.
3. Use special wool detergents and do not use softener.
4. Wash at the recommend temperature for each fabric (in case of doubt, wash at 30° C), using a special wool washing program with delicate cycle.
5. Use minimum centrifugation.
6. Do not wash with other textiles and do not load the washing machine excessively.

Drying

1. With the cover still moist stretch in both directions.
2. Dry flat at environmental temperature.
3. Avoid direct exposure to sunlight.
4. Assure that the cover is completely dry before usage.

Ironing

Iron only on the reverse side using a protective cloth between fabric and iron at minimum iron temperature.

Dry Cleaning

Our wool fabrics can be dry-cleaned. Please consult the product sheet of each fabric on this website. When contacting a professional cleaner, show the product sheet or refer to the sheet on the Crevin website. In case of doubts, contact Crevin.



To evaluate the environmental impact of Crevin fabrics as part of their Life Cycle Assessment (LCA), the following care and maintenance practices are considered:

- Machine wash sofa covers once a year at the recommended temperature.
- Regular monthly vacuuming.
- A product lifespan of 15 years.

Outdoor fabrics

Crevin outdoor fabrics are easy to clean and stains can be removed without problems, using a clean cloth and solution of lukewarm water mixed with a few drops of handwash. When the fabric is used for outdoors, periodical machine-washing is recommended to prolong the life-cycle of the outdoor furniture. For machine-washing and stain removal, follow the instructions of *fabric blends from natural and synthetic fibre*. In the case of the waterproof version, do not turn the covers inside out and wash with the zipper closed up.

Additionally, outdoor fabrics can be bleach-cleaned with a 20% bleach chlorine solution. Bleach cleanability enables the sterilization of the upholstery fabric, the elimination of odours and the removal of mould, mildew and stubborn stains. However, do not use bleach unless it strictly necessary.

CLEANING INSTRUCTIONS WHEN USING BLEACH

Light, general cleaning (for disinfection and sterilization)

1. Prepare a solution of 20% household bleach and 80% water.
2. Apply the bleach solution to the fabric using a sponge or clean cotton cloth.
3. After cleaning, rinse the area thoroughly with fresh water to remove all bleach residues.
4. Rub dry with a clean cloth and let dry at room temperature.

Spot cleaning (for the cleaning of mildew or other stains)

1. Prepare a solution of 20% household bleach and 80% water, and add a few drops of neutral detergent or handwash.
2. Allow the solution to work into the fabric for 10-15 minutes.
3. Remove the mildew stain by rubbing with a sponge or clean cotton cloth using the bleach/soap solution. Repeat if necessary. More detergent may be added to the solution.
4. After cleaning, rinse the area thoroughly with fresh water to remove all bleach and soap residues.
5. Rub dry with a clean cotton cloth and let dry at room temperature.

Machine-washing with bleach (for cleaning and disinfection of removable covers)

1. Wash at 30° using gentle cycle with minimal centrifugation.
2. Do not load the washing machine excessively.
3. When the cover uses Velcro apply a protective cloth or strip to avoid damage to the fabric.
4. Use a mild laundry detergent and add 0,2 l. of household bleach to the first rinse cycle.
5. Let dry at environmental temperature.
6. Do not iron.



To evaluate the environmental impact of Crevin fabrics as part of their Life Cycle Assessment (LCA), the following care and maintenance practices are considered:

- Machine wash sofa covers once a year at the recommended temperature.
- Regular monthly vacuuming.
- A product lifespan of 15 years.

Fabric chart

| | CARE & CLEANING | | | | | DOMESTIC CLEANING | | | PROFESSIONAL CLEANING | |
|-----------------|-----------------|---------|-----------------|------------|---|-------------------|-------------------|------------------|-----------------------|--------------|
| Article | PERFORMANCE+ | Outdoor | Synthetic fibre | Wool fibre | Blends from natural and synthetic fibre | Water and soap | Water and alcohol | Water and bleach | Dry wash | Wet cleaning |
| Alba* | | ■ | | | | ■ | ■ | ■ | ■ | ■ |
| Alba (Imp) | | ■ | | | | ■ | ■ | ■ | ■ | ■ |
| Anima* | ■ | | | | | ■ | ■ | | ■ | ■ |
| Arc | | | | ■ | | ■ | ■ | | ■ | |
| Bora Bora | | ■ | | | | ■ | ■ | ■ | ■ | ■ |
| Bora Bora (Imp) | | ■ | | | | ■ | ■ | ■ | | |
| Brisa* | | ■ | | | | ■ | ■ | ■ | ■ | ■ |
| Brisa (Imp) | | ■ | | | | ■ | ■ | ■ | ■ | ■ |
| Caliu* | ■ | | | | | ■ | ■ | | ■ | ■ |
| Calma* | ■ | | | | | ■ | ■ | | ■ | ■ |
| Chic* | ■ | | | | | ■ | ■ | | | ■ |
| Cloud | | | ■ | | | ■ | ■ | | ■ | ■ |
| Club* | ■ | | | | | ■ | ■ | | ■ | |
| Corda | | ■ | | | | ■ | ■ | ■ | | ■ |
| Corda (Imp) | | ■ | | | | ■ | ■ | ■ | | ■ |
| Credo* | ■ | | | | | ■ | ■ | | | ■ |
| Cru* | ■ | | | | | ■ | ■ | | | ■ |
| Divine* | ■ | | | | | ■ | ■ | | | |
| Dolce* | | ■ | | | | ■ | ■ | ■ | ■ | |
| Dolce (Imp)* | | ■ | | | | ■ | ■ | ■ | | |
| Drom* | ■ | | | | | ■ | ■ | | | ■ |
| Duo* | ■ | | | | | ■ | ■ | | ■ | |
| Fiji | | ■ | | | | ■ | ■ | ■ | | ■ |
| Fiji (Imp) | | ■ | | | | ■ | ■ | ■ | | |
| Forma | | | ■ | | | ■ | ■ | | ■ | ■ |
| Fort* | ■ | | | | | ■ | ■ | | | ■ |
| Fusion | | | | ■ | | ■ | ■ | | ■ | |
| Gaudi* | ■ | | | | | ■ | ■ | | ■ | |
| Gir* | ■ | | | | | ■ | ■ | | | ■ |
| Glow* | ■ | | | | | ■ | ■ | | | ■ |
| Granit* | ■ | | | | | ■ | ■ | | | ■ |
| Gres* | ■ | | | | | ■ | ■ | | ■ | ■ |
| Hatch | ■ | | | | | ■ | ■ | | ■ | |
| Icona* | | | ■ | | | ■ | ■ | | ■ | ■ |
| Idol* | ■ | | | | | ■ | ■ | | ■ | ■ |
| Indi* | ■ | | | | | ■ | ■ | | ■ | ■ |
| Ito* | ■ | | | | | ■ | ■ | | | |
| Joia | | | ■ | | | ■ | ■ | | ■ | ■ |
| Libra* | ■ | | | | | ■ | ■ | ■ | ■ | |
| Lux | | | ■ | | | ■ | ■ | | ■ | ■ |
| Matiss | | | | | ■ | | ■ | | ■ | |
| Mirage | ■ | | | | | ■ | ■ | | ■ | |
| Moby | | | ■ | | | ■ | ■ | | ■ | ■ |
| Moss | | | ■ | | | ■ | ■ | | ■ | ■ |
| Moulin* | ■ | | | | | ■ | ■ | | | ■ |
| Natura* | ■ | | | | | ■ | ■ | | ■ | ■ |
| Noah | | | ■ | | | ■ | ■ | | ■ | ■ |
| Ombra* | ■ | | | | | ■ | ■ | | ■ | ■ |
| Onix* | ■ | | | | | ■ | ■ | | | ■ |
| Pícar* | ■ | | | | | ■ | ■ | | | ■ |
| Sacco* | ■ | | | | | ■ | ■ | | | ■ |
| Salina* | | ■ | | | | ■ | ■ | ■ | | ■ |
| Salina (Imp) | | ■ | | | | ■ | ■ | ■ | | ■ |
























Fabric chart

| | CARE & CLEANING | | | | | DOMESTIC CLEANING | | | PROFESSIONAL CLEANING | |
|---------------|-----------------|---------|-----------------|------------|---|-------------------|-------------------|------------------|-----------------------|--------------|
| Article | PERFORMANCE+ | Outdoor | Synthetic fibre | Wool fibre | Blends from natural and synthetic fibre | Water and soap | Water and alcohol | Water and bleach | Dry wash | Wet cleaning |
| Salvia* | ■ | | | | | ■ | ■ | | ■ | ■ |
| Sauló* | | ■ | | | | ■ | ■ | ■ | | ■ |
| Sauló (Imp)* | | ■ | | | | ■ | ■ | ■ | | ■ |
| Sia* | ■ | | | | | ■ | ■ | | | ■ |
| Sonnet* | ■ | | | | | ■ | ■ | | | |
| Sorra* | ■ | | | | | ■ | ■ | | ■ | ■ |
| Strada* | | ■ | | | | ■ | ■ | ■ | | ■ |
| Strada (Imp)* | | ■ | | | | ■ | ■ | ■ | | |
| Sublim* | ■ | | | | | ■ | ■ | | ■ | |
| Trena | | | ■ | | | ■ | ■ | | ■ | ■ |
| Twin* | ■ | | | | | ■ | ■ | | | ■ |
| Velvety* | ■ | | | | | ■ | ■ | | ■ | ■ |
| Vita | | ■ | | | | ■ | ■ | ■ | ■ | |
| Vita (Imp) | | ■ | | | | ■ | ■ | ■ | | |

*Fr versions have the same washing option

Rev. 08022026

Washing symbols guide

| CLEANING | BLEACHED | DRYING | IRONING | PROFESSIONAL CLEANING |
|--|--|--|---|---|
|  Normal process |  Bleaching allowed |  Tumble drying allowed |  Iron low max 110° |  Professional dry washing normal process |
|  Gentle process |  Do not bleach |  Do not tumble dry |  Iron medium max 150° |  Professional dry washing gentle process |
|  Very gentle process | | |  Iron high max 200° |  Professional dry washing very gentle process |
|  Normal process | | |  Do not iron |  Do not professional dry washing |
|  Gentle process | | | |  Professional wet cleaning normal process |
|  Gentle process | | | |  Professional wet cleaning gentle process |
|  Do not wash | | | |  Professional wet cleaning very gentle process |
| | | | |  Do not professional wet cleaning |

www.crevin.com