

Cleaning and Disinfection



crevin
original fabrics

As we work together with our customers to combat the novel coronavirus that causes COVID 19, it is essential to know how to create and use effective cleaning solutions. In this guide we explain different ways of keeping our living and working spaces clean and safe.

How can we clean and disinfect upholstery fabrics?



Domestic cleaning and disinfection

1. Water and soap
2. Water and alcohol
3. Water and bleach

Professional cleaning and disinfection

1. Dry cleaning
2. Wet cleaning

Domestic cleaning

1. Water and soap

Soap is one of the most effective cleaning agents and first line of defense when cleaning and disinfecting any surface. Here we present two solutions depending on whether a sofa cover is removable or not.

Fixed covers

1. Before cleaning with soap and water, remove dust and dirt with the vacuum cleaner.
2. Prepare a solution with water and neutral soap.
3. Lightly spray the fabric's surface at 20/30 cm and gently rub with a clean cloth.
4. Wipe with clean water to remove soap residues.
5. Let dry and do not use the upholstery until it is completely dry.



Loose covers

1. Remove fillings from the cushion cover.
2. Wash the cover inside out with the zipper closed (when the sofa cover uses Velcro instead of a zipper apply a protective cloth or strip over the Velcro to avoid damage to the fabric).
3. Use neutral detergents and do not use softener.
4. Wash at the recommended temperature (in case of doubt, wash at 30° C), using a gentle cycle.
5. Use minimal centrifugation (800 rpm).
6. Do not wash together with other fabrics or garments and do not load the washing machine excessively.
7. Let dry at room temperature.



Attention: not all fabrics can be machine-washed, please consult our fabric chart on page 6/7. Do also check the recommended washing temperature for each fabric on our website.



Domestic cleaning

2. Water and alcohol

Alcohol dissolved in water, in a concentration of 75% alcohol and 25% water, is very effective against microbes in our upholstery. The upholstery can only be disinfected with alcohol in the case of fixed covers. Machine-washing with alcohol is not permitted.

Fixed covers

1. Before cleaning with alcohol and water, remove dust and dirt with the vacuum cleaner.
2. Prepare a 3:1 alcohol-water solution (3 parts of alcohol and one part of water).
3. Lightly spray the surface of the fabric at 20/30 cm without rubbing the solution into the upholstery (only when necessary, wipe gently with a clean cloth).
4. Let the alcohol work during 15 minutes and rub dry with a clean cloth.

Notice: do not excessively or repeatedly use the cleaning solution with alcohol. Frequent cleaning with alcohol may damage the fabric.



Domestic cleaning

3. Water and bleach

Bleach dissolved in water (20% bleach-80% water solution) is one of the most economical and effective solutions for disinfecting surfaces. A fabric can be bleach-cleaned by treating a fabric's surface or by machine-washing. Note that only few fabrics can be bleach-cleaned (consult the fabric chart in this cleaning guide).

Fixed covers

1. Prepare a solution of 20% household bleach and 80% water.
2. Apply the bleach solution to the fabric using a sponge or clean white cloth.
3. After cleaning, rinse the area thoroughly with fresh water to remove all bleach residues.
4. Rub dry with a clean towel and let dry at room temperature.



Loose covers

1. Remove fillings from the cushion cover.
2. Wash the cover inside out (when the cover uses Velcro apply a protective cloth or strip over the Velcro to avoid damage to the fabric).
3. Use a mild laundry detergent and add 0,2 litre of household bleach to the first rinse cycle.
4. Wash at 30° C using gentle cycle and minimal centrifugation (800 rpm).
5. Do not wash together with other fabrics and do not load the washing machine excessively.
6. Let dry at room temperature.



Professional cleaning

1. Dry wash

In the event that an upholstery fabric, as indicated by its technical specifications, cannot be washed at home, or if a more rigorous cleaning is required, there is the option of professional cleaning with solvents like tetrachloroethylene. Dry cleaning can only be carried out by authorized professional cleaners.

Attention: not all fabrics can be dry-cleaned with solvents, consult our fabric chart on page 6/7.



2. Wet cleaning

In the event that an upholstery fabric, as indicated by its technical specifications, cannot be washed at home, or if a more rigorous cleaning is required, there is the option of professional cleaning with biodegradable detergents, that in comparison with dry clean solvents have a lesser environmental impact.

Attention: not all fabrics can be wet-cleaned, consult our fabric chart on page 6/7.


























Fabric chart

Article	DOMESTIC CLEANING			PROFESSIONAL CLEANING	
	Water and soap	Water and alcohol	Water and bleach	Dry wash	Wet cleaning
ANIMA*	•	•		•	•
ARC	•	•		•	
ARTISAN		•		•	
BLEND*	•	•			•
BOOGIE*	•	•			•
BORA BORA	•	•	•	•	•
BORA BORA (IMP)	•	•	•		
CHANEL	•	•			
CHIC*	•	•			•
CLUB*	•	•		•	
CREDO*	•	•			•
DANA		•		•	•
DAS*	•	•		•	
DIVINE*	•	•			
DOLCE*	•	•	•	•	
DOLCE (IMP)*	•	•	•		
DROM*	•	•			•
DUO*	•	•		•	
ERBA	•	•		•	
FUJI	•	•	•		•
FUJI (IMP)	•	•	•		
FUSION	•	•		•	
GALAXY	•	•			
GAUDI*	•	•		•	
GEMINI*	•	•		•	
GLOW*	•	•			•
IRIS	•	•			•
ITO*	•	•			
KRAC	•	•		•	
LIBRA*	•	•	•	•	
MATISS		•		•	
MATRIX	•	•			
MELANGE*	•	•			
MIMIC	•	•		•	
MIRAGE	•	•		•	
MIRO	•	•			
MOSS	•	•		•	•
MUSA		•		•	•
NEO*	•	•	•		•
ONIX*	•	•			•
OPTIM	•	•			•
ORIGAMI		•			•
PEPPER	•	•			•
PLEXUS*	•	•	•	•	
POLO	•	•		•	
SACCO*	•	•			•
SONNET*	•	•			
STRADA*	•	•	•		•
STRADA (IMP)*	•	•	•		
SUBLIM*	•	•		•	
TEN*	•	•		•	
TENZO		•		•	•
TONIC	•	•		•	
TWIN*	•	•			•
URUS*	•	•	•	•	
VELVETY*	•	•		•	•
VITA	•	•	•	•	
VITA (IMP)	•	•	•		
XEON	•	•		•	

*FR versions have the same washing option

Washing symbols guide

CLEANING	BLEACHED	DRYING	IRONING	PROFESSIONAL CLEANING
 Normal process	 Bleaching allowed	 Tumble drying allowed	 Iron low max 110°	 Professional dry washing normal process
 Gentle process	 Do not bleach	 Do not tumble dry	 Iron medium max 150°	 Professional dry washing gentle process
 Very gentle process			 Iron high max 200°	 Professional dry washing very gentle process
 Normal process			 Do not iron	 Do not professional dry washing
 Gentle process				 Professional wet cleaning normal process
 Gentle process				 Professional wet cleaning gentle process
 Do not wash				 Professional wet cleaning very gentle process
				 Do not professional wet cleaning

Made in Barcelona